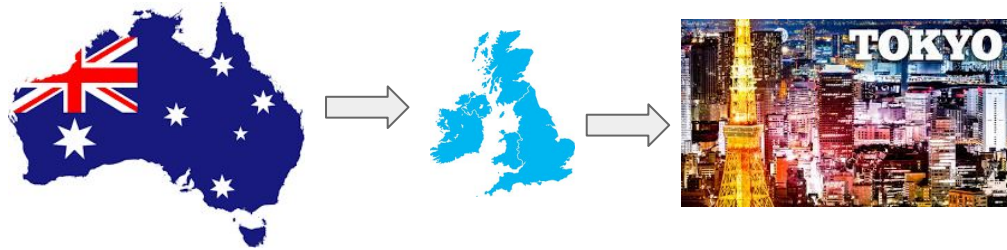


WELCOME TO FIRST GRADE!

Mr. Hassey

G1B Homeroom Teacher

INTRODUCTION



I am from Sydney, Australia but have spent most of my life in Asia.

I have a Bachelor of Creative arts and a Masters of Teaching. I started teaching in 2009.

My wife and I moved
to Tokyo 3 years ago
and had our first
child. His name is
Robert and he loves
to pester his
mother..



DAILY SCHEDULE

A	B	C	D	E	F
	Monday	Tuesday	Wednesday	Thursday	Friday
8:15-8:30	x	x	x	x	x
8:30-8:45	HOMEROOM	HOMEROOM	HOMEROOM	HOMEROOM	HOMEROOM
8:45-9:00	Math	Math	Math	Morning Meeting	Math
9:00-9:15	Math	Math	Math	Read aloud	Math
9:15-9:30	Math	Math	Math	Snack	Math
9:30-9:45	Snack	Snack	Snack	G1B Art	Snack
9:45-10:00	G1B Music	Writing	G1 PE	G1B Art	G1B Music
10:00-10:15	G1B Music	Writing	G1 PE	G1B Art	G1B Music
10:15-10:30	G1B Music	Writing	G1 PE	G1B Guidance	G1B Music
10:30-10:45	Writing	G1 JPN	G1 PE	G1B Guidance	S/SS
10:45-11:00	Writing	G1 JPN	G1 PE	G1B Guidance	S/SS
11:00-11:15	Writing	G1 JPN	G1 PE	Math	S/SS
11:15-11:30	G1 JPN	Word Study	Word Study	Math	S/SS
11:30-11:45	G1 JPN	Word Study	Word Study	Math	G1 JPN
11:45-12:00	G1 JPN	LUNCH	LUNCH	LUNCH	G1 JPN
12:00-12:15	LUNCH	LUNCH	LUNCH	LUNCH	G1 JPN
12:15-12:30	LUNCH	LUNCH	LUNCH	LUNCH	LUNCH
12:30-12:45	#REF!	Hugh's Park	Tomigaya Park	Hugh's Park	LUNCH
12:45-1:00	#REF!	Hugh's Park	Tomigaya Park	Hugh's Park	Tomigaya Park
1:00-1:15	G1B PE	Reading	Writing	Writing	Tomigaya Park
1:15-1:30	G1B PE	Reading	Writing	Writing	Tomigaya Park
1:30-1:45	G1B PE	Reading	Writing	Writing	Word Study
1:45-2:00	G1B PE	G1B Art	Reading	G1 JPN	Word Study
2:00-2:15	G1B PE	G1B Art	Reading	G1 JPN	Reading
2:15-2:30	Reading	G1B Art	Reading	G1 JPN	Reading
2:30-2:45	Reading	S/SS	G1 JPN	S/SS	Reading
2:45-3:00	Reading	S/SS	G1 JPN	S/SS	Golden Time
3:00-3:15	Reading	S/SS	G1 JPN	S/SS	Golden Time
3:15-3:30	X	X	X	X	X

SCHOOL INFORMATION - ARRIVAL / DISMISSAL

Arrival

8:15 AM - Doors open

8:25 AM - G1 students must be at school or they will be marked TARDY for attendance

8:30 AM - Homeroom begins

Dismissal

- Bus students: board the bus at 3:20
- Students who are walking/biking: handed to parents and leave at 3:25
- Students in cars: board cars and leave at 3:30

If you need to speak with me during dismissal, please send me an email or we can select a day/time to set up a meeting.



IS MY CHILD READY FOR SCHOOL?

Please label all items with your child's name!

Everyday

Folder (homework), towel, water bottle with a strap, snack, lunch

Japanese Class - folder and homework

Swimming (suspended for now but may be introduced later in the year.)

Swim bag, swimming cap, towel, goggles, zip lock bag (wet clothes), uniform clothes, extra underwear

P.E. - **Wednesday/Friday** Students wear P.E. uniform to school on these days

WE NEED TO TALK ABOUT LUNCH....

Lunchtime and playtime is an hour long altogether. It is also the time where I receive the most complaints.

Children this age require a LOT of energy to get them through the day, especially if they are required to spend a lot of time concentrating on tasks. Children that do not eat an adequate lunch will usually find it very difficult to concentrate, control their bodies and energy levels.

If you have given/ordered lunch for your child, I am going to assume you want them to eat ALL of it. ESPECIALLY vegetables.

Children's bodies at grade one age also find it very difficult to control their energy when they have just consumed a lot of processed sugar. As such, all chocolates and candies (including gummy candy and 'ramune') are not allowed in school snacks or lunch. Cookies with some chocolate chips or a small piece of cake is fine, a snickers bar is not.

Please talk to your child about the contents of their lunch at home the day before. If ordering lunch, please check what you have ordered and whether your child will enjoy eating it. Trying to get a 6 year old to eat cold, congealed eggplant pasta is like trying to herd cats.

UST IS A NUT FREE SCHOOL! PLEASE DO NOT SEND NUTS FOR SNACK OR HOME LUNCHESES WITH NUTS IN THEM (peanut butter for example.)

SCHOOL INFORMATION - COVID 19 SAFETY PRECAUTIONS

As a school, we will do our utmost to prevent the spread of Covid 19 by following these guidelines at school.

- Students bring Health Cards every morning (temperature check)
- Arrive to school - wash hands
 - 30 seconds → happy birthday x2
- Tables are cleaned before school, throughout the day, and after school.
- Individual pencil boxes (some materials are shared)
 - Students can bring their own school supplies from home.
- Bring 2 or 3 clean masks to school → change masks after P.E. class and recess (Please send a reusable bag to take dirty masks home)
 - *Masks are taken off during snack and lunch & when drinking water*
- Social distancing → 3 students to a table, lining up, walking on the stairs
- Table groups (classroom, specialty classes, P.E. bus)

SCHOOL INFORMATION - UNIFORMS

G1 - P.E. Days
Monday, Wednesday

What is the correct P.E. uniform?

- Orange or Green school t-shirt; navy sweatpants or shorts, and navy zipper sweatshirt (from Uniqlo or equivalent); running shoes.
- PE uniforms are to be worn on PE days ONLY. If your children have an athletic club after school, please give them change of clothes to bring to school.
- In winter the students can wear thermal shirts under their uniforms. The shirts must be either BLACK or DARK BLUE.
- Students will need indoor P.E. shoes this year.

What is the correct regular uniform?

- Girls: skorts/navy trousers or dresses, short or long-sleeve red or navy shirt with school logo and navy cardigan with school logo during cold season. Girls also should be wearing navy long socks or navy tights.
- Boys: navy school shorts or pants (no other styles or colors are allowed). Short or long-sleeve red or navy shirts with school logo and navy cardigan with school logo during cold season.

What is the correct attire for field trips?

- PE uniform with ORANGE school T-shirt.

SCHOOL INFORMATION - UNIFORMS

What is NOT the correct dress code?

- Wearing long sleeve T-shirts underneath the school's short-sleeve shirts. Students should wear either the school's long-sleeve logo shirt or school cardigan/fleece.
- Wearing leggings of any color.
- Wearing cardigans or jackets that are not school jackets (overcoats excluded).
- Coming to school in dirty or ripped uniform.
- Makeup or jewelry is not allowed.

UST SCHOOL AGREEMENTS

- We are safe.
- We are caring.
- We are responsible.
- We are respectful.



We **WALK** in single file on the stairs.



We are safe.

We **HELP** when others need it.



We are caring.

We **CLEAN** common areas.



We are responsible.

We **LISTEN** when someone speaks.



We are respectful.

CLASSROOM RULES

We are Safe.

We are Responsible.

We are Respectful.

We are caring.

Class Dojo - positive choices (parents sign up) -Class squads

Prize box.

Restorative Justice - Problem Solving/Think Sheets

*Instead of punishment for a broken rule, students will practice examining the problem/harm caused by their actions and finding the best way to make amends for that problem/harm

's Think Sheet



I can think about my choices and how they affect ME and others.

What I chose to do:

kick



hit



push



bite



talk or scream



run



not work



pinch



use unkind words



throw something



It made _____ feel:

happy



sad



mad



scared



frustrated



Next time I can choose to:

have SAFE feet



have SAFE hands



use kind words




listen and not
talk during
instruction



ask for a calm
break



say "I need
space."



ask someone to
"Please stop."



follow directions



stay in my work
area




say, "I don't
understand."



When I make a positive choice like that:

others will want
to be with me



others will feel
good around me



others want to
play with me



people will know
that I am kind



I will feel proud
of myself



HOMework

Homework Weekly Schedule

*Keep homework schedule in your child's folder all year

Bring folder to school every day

Spelling (handwriting) DUE WEDNESDAY

*Weekly words to practice reading and spelling

*Spelling notebook

Homework book: Word work and Maths. DUE FRIDAY

Clear Folder: Home reading logs and teacher correspondence

Kk

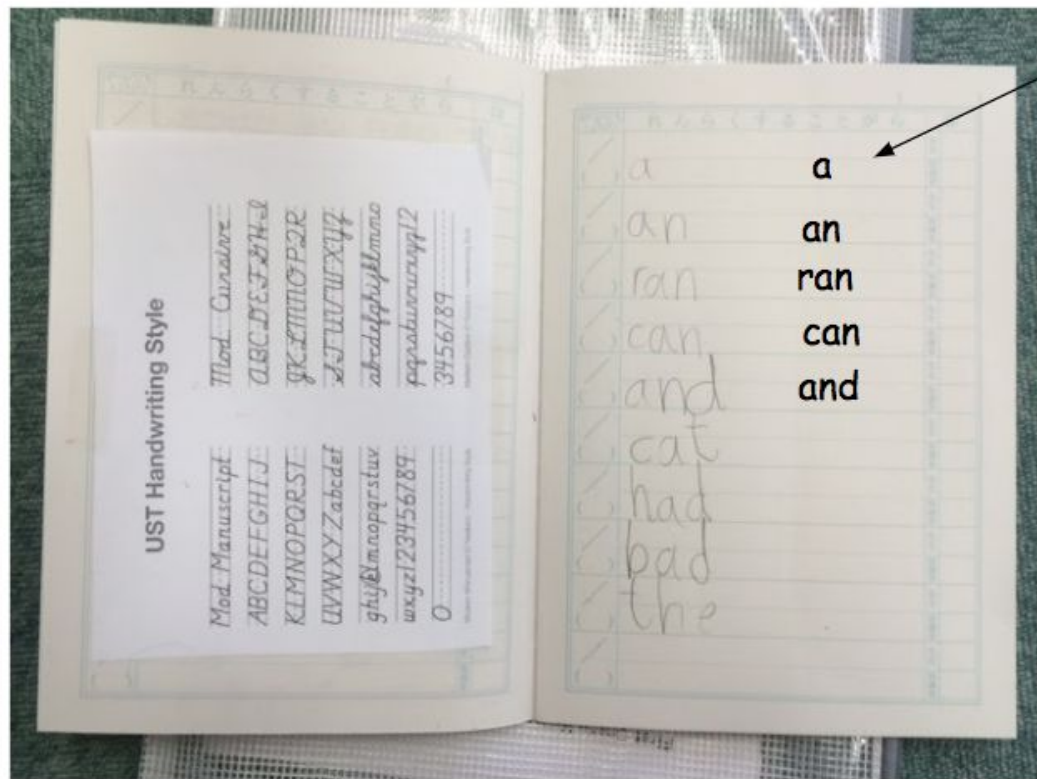
D'Nealian Style Handwriting

Aa Bb Cc Dd Ee Ff Gg Hh

Ii Jj **Kk** Ll Mm Nn Oo Pp

Qq Rr Ss Tt Uu Vv Ww

Xx Yy Zz



Every Monday at school students will write the weekly spelling words into their spelling notebook.

MONDAY Spelling Homework


On Monday night, please have your child write these words again next to the ones they wrote at school. Students are encouraged to practice spelling and reading these words.

TUESDAY

Spelling Homework

On Tuesday night, students need to pick 5 words from our spelling list and use each word in a complete sentence.

Spelling homework pages are due back to school every Wednesday.



HOMework - RAZ KIDS

Kids A-Z Login Instructions

Step 1: Go to www.kidsa-z.com

Step 2: Enter or choose the teacher's username

Step 3: Your child finds their username on the class chart

Step 4: Your child enters their password

- **Raz-Kids login cards were sent home in your child's homework folder (new Grade 1 username and password). I will assign a reading level when reading assessments are completed.**

If your child was at UST in K3, I will assign their end of year reading level to their account. These students will still complete a reading assessment at the beginning of grade 1.



Click on your **child's name**.



Click on **Reading Assignments**. These books will be at your child's level.



Select a book your child wants to read.

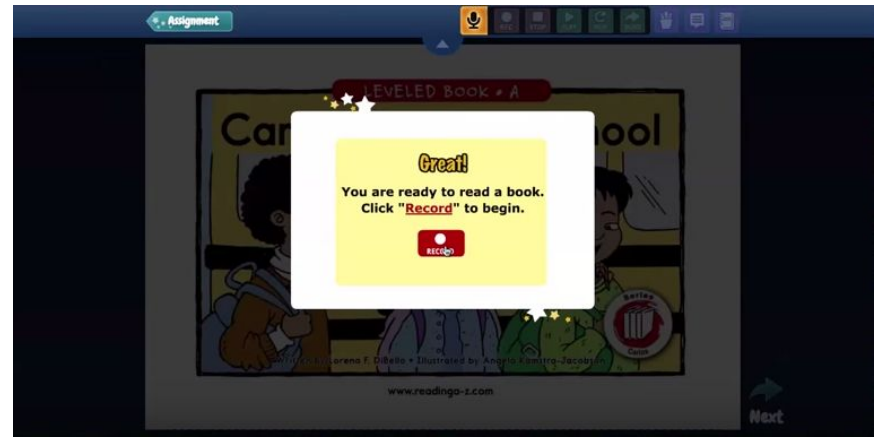
Ear - book is read to your child

Eye - record your child reading out loud

*Tablet, iphone, computer, laptop



Click on the arrow at the top.
Click on the red microphone.
Click on the record button.



- Step 1: Say your name
- Step 2: Listen to your name (what you recorded)
- Step 3: Did you hear your name? Yes / No
- Yes - Ready to record!

Press **record** and read the book.
DO NOT CLICK DONE!

Click **STOP** at the top.

- Play - Listen to what you recorded
- New - Rerecord / New recording
- Send - Send to teacher

You can press play after sending it to listen to the recording. Great opportunity to help your student with their reading and ask WHY questions to check comprehension.



GRADE 1 - READING LEVEL

★ = Meets Expectations

Grade 1

Independent Level Expectations Independent Level - Read on your own

Beginning of the Year (Aug. - Sept.)	1st Interval of Year (Nov. - Dec.)	2nd Interval of Year (Feb. - March)	End of Year (May - June)
★ C/D	★ E	★ G	★ I/J
Needs Intensive Intervention: Below B Approaching Level: B Exceeds: D+	Needs Intensive Intervention: Below D Approaching Level: D Exceeds: F+	Needs Intensive Intervention: Below F Approaching Level: F Exceeds: H+	Needs Intensive Intervention: Below H Approaching Level: H Exceeds: J+

A B C D E F G H I J K L M N O P Q R S T U V W X Y Z

BIRTHDAY CELEBRATIONS

- * Student brings a book from home or picks a book in the classroom to read to the class

- * Every month we'll have a day to celebrate all Grade 1 birthdays in that month (birthday cards, snacks)
 - Date will be selected for the end of the month and emailed to parents

PARENT INVOLVEMENT - EXPECTATIONS

* Homework completion

Weekly Reading/Raz-Kids: Why questions (comprehension)

* Email (parent/teacher communication)

If dismissal changes, please send me an email.

* Class Dojo (positive behavior)

* Weebly (parent/teacher communication)

<http://united-school-tokyo.weebly.com>

PARENT INVOLVEMENT - VOLUNTEER

* PTA

PTA Contact: ustptajapan@gmail.com

* Field Trips (each field trip needs 2 chaperones per class and one chaperone will need to be a fluent Japanese speaker as my Japanese is rubbish)

* Class parent to help organise holiday gifts and possibly the sports carnival stall (if it goes ahead.)

UST BEGINNING OF YEAR FORMS

*Child Pick Up Permission

*Waiver Form

*Confirmation of Understanding Form

G1B – Student Information Form

Class Dojo (sign up)

QUESTIONS?